
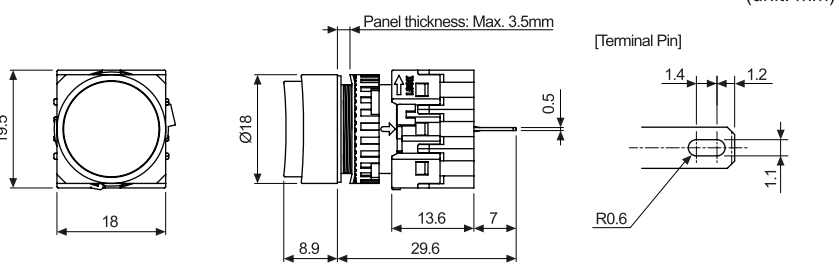

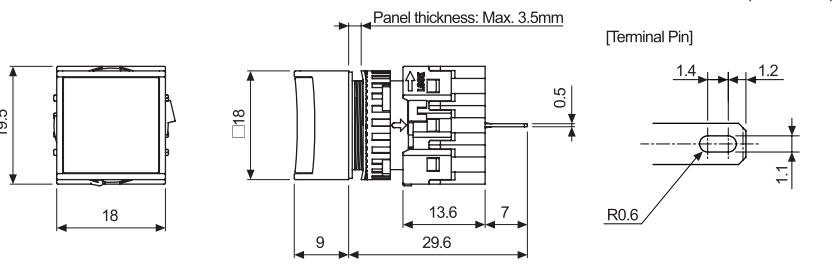





Ø16 Pilot Lights


Ø16 Pilot Lights (L16RR Series)

Type	Appearance	Model	Contact block	LED block
			C contact	DC voltage
Flat round, extended	 <p>L16RR-EY□</p>	L16RR-E□5	—	1 (5VDC)
		L16RR-E□12		1 (12VDC)
		L16RR-E□24		1 (24VDC)
<p>※□ indicates color: R, B, G, Y, W</p> <p>※The light unit and LED blocks are sold separately. (light unit: bold letters, LED block: regular letters)</p> <p>※The LED color is the same as the control unit.</p> <p>• Dimensions (unit: mm)</p>  <p>※For panel cut-out dimensions, please refer to page A-48.</p>				
Flat square (half guard), extended	 <p>L16RRS-HG□</p>	L16RRS-H□5	—	1 (5VDC)
		L16RRS-H□12		1 (12VDC)
		L16RRS-H□24		1 (24VDC)
<p>※□ indicates color: R, B, G, Y, W</p> <p>※The light unit and LED blocks are sold separately. (light unit: bold letters, LED block: regular letters)</p> <p>※The LED color is the same as the control unit.</p> <p>• Dimensions (unit: mm)</p>  <p>※For panel cut-out dimensions, please refer to page A-48.</p>				



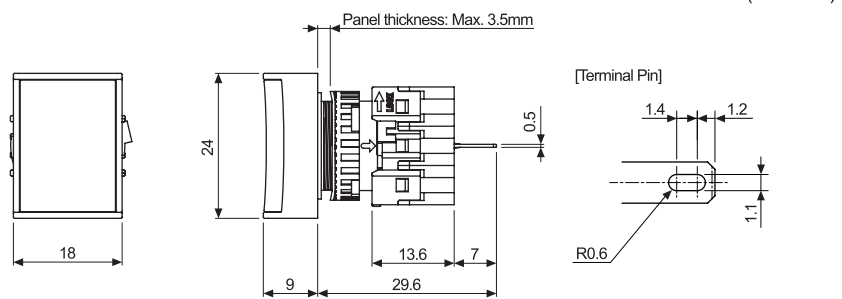
LAMP Ø16 Pilot Lights

Type	Appearance	Model	Contact block	LED block
			C contact	DC voltage
Flat rectangular (half guard), extended		L16RRT-H□5	—	1 (5VDC)
		L16RRT-H□12		1 (12VDC)
		L16RRT-H□24		1 (24VDC)



※□ indicates color: **R**, **B**, **G**, **Y**, **W**
 ※The light unit and LED blocks are sold separately.
 (light unit: bold letters, LED block: regular letters)
 ※The LED color is the same as the control unit.

• Dimensions



※For panel cut-out dimensions, please refer to page A-48.

Control Switches

- Ø16
- Ø22/25
- Ø30
- 30

Push Button Switches

- Round
- Square
- Rectangular

Selector Switches

- Round
- Square
- Rectangular

Key Selector Switches

- Round
- Square
- Rectangular

Double Push Button Switches

Mushroom-head Push Button Switches

Emergency Switches

Pilot Lights

Accessories

Buzzers